


8U Series

Sealed Ultraminiature Pushbutton Switches



SPECIFICATIONS

- CONTACT RATING:** 0.4 VA max. @ 20 V AC or DC max.
- MECHANICAL LIFE:** 40,000 make-and-break cycles.
- CONTACT RESISTANCE:** Below 100 mΩ typ. initial @ 2-4VDC, 100mA.
- INSULATION RESISTANCE:** 500 MΩ min.
- DIELECTRIC STRENGTH:** 500 Vrms min. @ sea level.
- OPERATING TEMPERATURE:** -30°C to 85°C.

MATERIALS

- HOUSING AND BASE:** Glass filled nylon 6/6 or 4/6 , flame retardant ,heat stabilized(UL94V-0)
- ACTUATOR:** Glass filled nylon 6/6 , flame retardant, heat stabilized (UL94V-0), with standard internal o-ring seal.
- SWITCH SUPPORT:** Steel, with Sn plate.
- CONTACT:** Phosphor bronze, Gold plated.
- TERMINALS:** Brass, Gold plated.

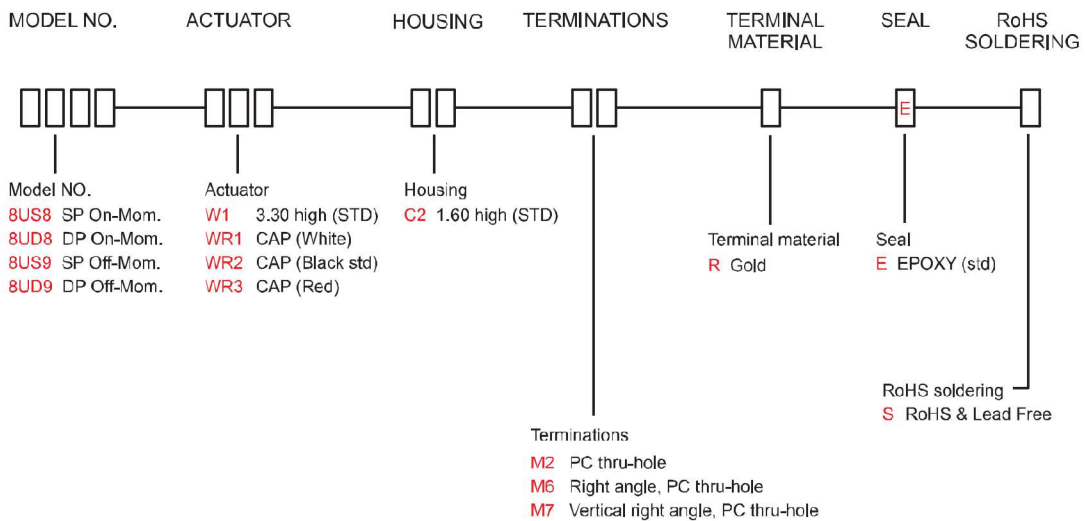


8U
Pushbutton Switches

IP 67
ACCORDING TO
EN 60529 IEC 60721-3-2



HOW TO ORDER



8U Series

Sealed Ultraminiature Pushbutton Switches

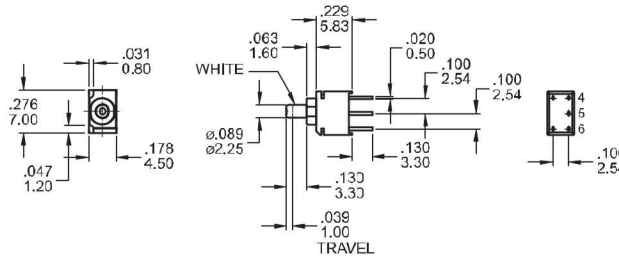
SWITCH FUNCTION

NO. POLES	MODEL NO.	SWITCH FUNCTION		CONNECTED TERMINALS / SCHEMATIC	
		POS.1	POS.2	POS.1	POS.2
SP	8US8	ON	MOM	5-6 NC 4 • 6 NO	5-4 NC 4 • 6 NO
	8US9	OFF	MOM	OPEN	4-6 4 1 6
DP	8UD8	ON	MOM	2-3,5-6 NC 1 • 3 NC 4 • 6 NO	2-1,5-4 NC 1 • 3 NO NC 4 • 6 NO
	8UD9	OFF	MOM	OPEN	1-3,4-6

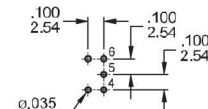
MOM=MOMENTARY

POLE OPTIONS

M2



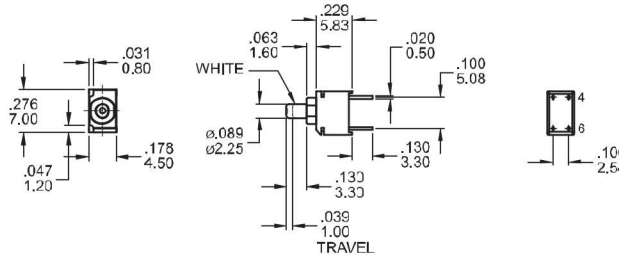
P.C. MOUNTING



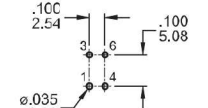
Part No. Shown : 8US8W1C2M2RE

SPDT

M2



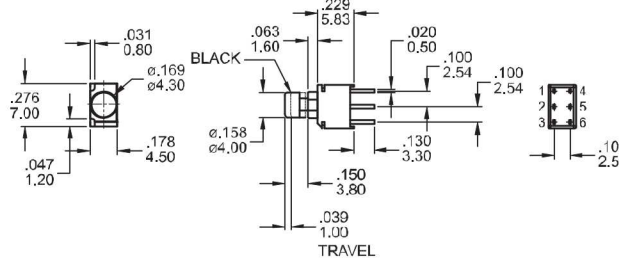
P.C. MOUNTING



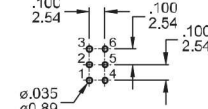
Part No. Shown : 8US9W1C2M2RE

SPST

M2



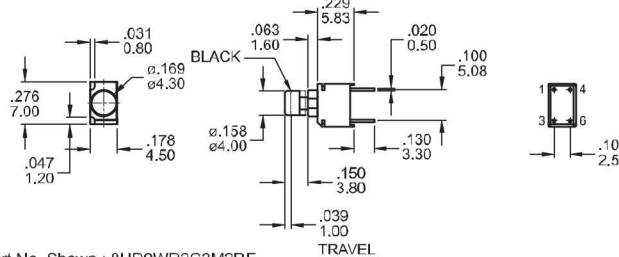
P.C. MOUNTING



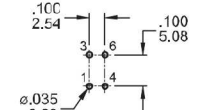
Part No. Shown : 8UD8WR2C2M2RE

DPDT

M2



P.C. MOUNTING



Part No. Shown : 8UD9WR2C2M2RE

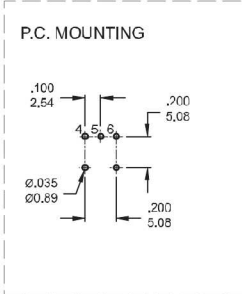
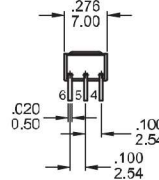
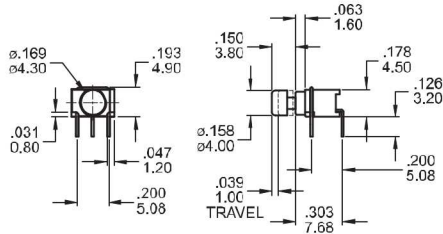
DPST

8U Pushbutton Switches

8U Series

Sealed Ultraminiature Pushbutton Switches

M6



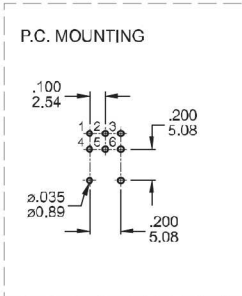
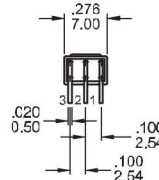
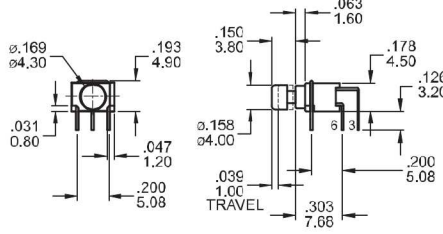
SPDT

Part No. Shown : 8US8WR2C2M6RE



8U
Pushbutton Switches

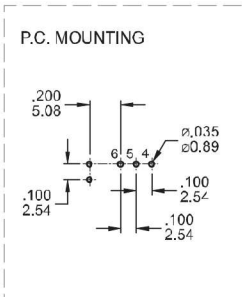
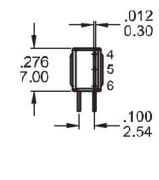
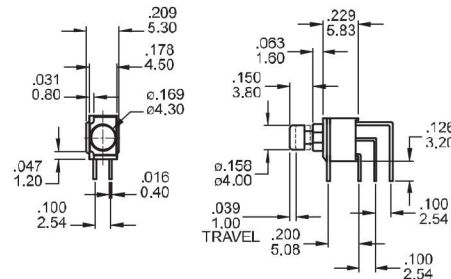
M6



DPDT

Part No. Shown : 8UD8WR2C2M6RE

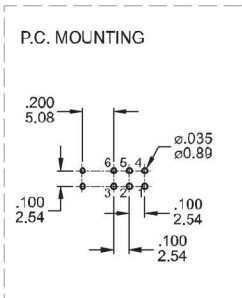
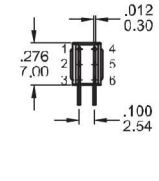
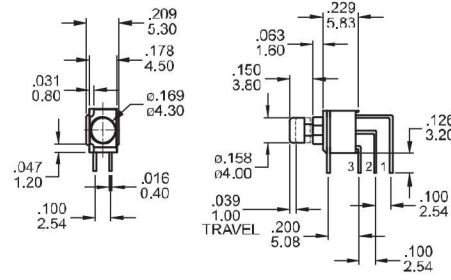
M7



SPDT

Part No. Shown : 8US8WR2C2M7RE

M7



DPDT

Part No. Shown : 8UD8WR2C2M7RE

SOLDERING PROCESSES

WAVE SOLDERING: Recommended Soldering Temperature: $270 \pm 5^\circ\text{C}$

Duration of Solder Immersion: Max 5 sec.(PCB is 1.6mm in thickness)